



surface collection

P O R C E L A I N T I L E S

CONTENTS

Surface

Narrazione	09
Porcelain redefined	10
Uninterrupted splendor	12
TAILOR-MADE ⁺	14
Contact	177

Surface Collection

Casa Dei Marmi	30
Gem Stone	60
Marvel	92
Royal Stone	126
Calma	150

SURFACE



Narrazione

Representing a new generation of innovative surface materials, Italian porcelain provides designers with new opportunities, allowing them to bring their ideas to life, realising the most extraordinary and breathtaking concepts.

From architectural structures to custom-made furniture, contemporary landscapes to luxurious interiors, this versatile material is now at the heart of each concept, shaping the space around us and changing the way we think about surface covering. Offering an extensive range of ideas, colours and styles, we welcome you to the Surface Collection.

Porcelain redefined

By combining a lighter weight with increased technical performance, the Surface Collection represents a new generation of innovative surface materials. Redefining previous rules on size, new 1.5 by 3 metre formats provide designers with the versatility to realise the most ambitious of schemes. A thickness of just 6 millimetres means tiles can be laid on floors, used to clad walls or fixed to any vertical or horizontal surface, producing an easy to install, continuous flat surface with minimal grout lines and maximum decorative impact.





Uninterrupted splendor

Displaying extraordinary attention to detail, each porcelain slab provides 4.5 m² of surface area. The marble styles within our Surface Collection are offered with up to six graphical faces and form an authentic and uninterrupted surface with delicate veining continuing across each panel, ideal for luxurious wall cladding. Displayed above are four panels of Marmi Bianco from our Marvel Range.

Through our **TAILOR-MADE⁺** solution designers can express their creativity to realise the extraordinary. Each piece is designed and produced to stand the test of time by our technical team. All items are bespoke and can be specified in a variety of sizes and styles to meet your design requirements.

From hidden doors and sliding walls, kitchen worktops with integrated basins, vanity units, stand-alone objects, desks and furnishing accessories, every project can now benefit from the stunning beauty, flexibility and superior technical performance of Italian porcelain.





Range
Marvel

Colour
Breccia Tuscany

Effect
Marble

BESPOKE KITCHEN

Range
Royal Stone

Colour
Elegant Marrone

Effect
Marble

LUXURY BATHROOM





Range
Calma

Colour
Nuvola

Effect
Concrete

WELLNESS & SPA



Range
Royal Stone

Colour
Elegant Dune

Effect
Marble

RETAIL



Range
Gem Stone

Colour
Gold Agate

Effect
Marble

HOTEL & HOSPITALITY



Range
Royal Stone

Colour
Brown Port

Effect
Marble

ARCHITECTURAL



Range
Marvel

Colour
Marmi Bianco

Effect
Marble

OFFICE

Casa Dei Marmi

Embodying the elegance of timeless marble, Casa Dei Marmi provides clients with a unique collection of six decorative surfaces. Ideal for retail, public and private developments, each 1.5 x 3 metre large format slab can be utilised on floors and walls, and integrated into a multitude of surface and furniture applications.

Casa Dei Marmi encompasses the rare beauty of Italian, Persian and Irish marble, and with a choice of snowy whites, fine greys and intense greens, has the versatility for both classic and contemporary settings.

Casa Dei Marmi provides examples of the finest marbles from around the world, each displaying characteristic swirls and veins and is available in a Polished, Honed and Natural finish.

6 COLOURS | 4 SIZES | 3 FINISHES



Casa Dei Marmi Colours

POLISHED



Saint Denis Verde

POLISHED



Irish Green

POLISHED



Karzai Verde

POLISHED



Delicato Bianco

NATURAL

Casa Dei Marmi Colours



Invisible Grey

NATURAL



Azul Macaubas

HONED

Casa Dei Marmi - Invisible Grey



















RIVERSIDE BUILDING tower 3





Casa Dei Marmi Sizes

COLOUR	FINISH	SIZE(MM)
Delicato Bianco Invisible Grey	Natural	1500 X 3000 X 6
All Colours	Polished	1500 X 3000 X 6
Azul Macaubas	Honed	1500 X 3000 X 6
Delicato Bianco Invisible Grey	Natural	1500 X 1500 X 6
All Colours	Polished	1500 X 1500 X 6
Azul Macaubas	Honed	1500 X 1500 X 6
Delicato Bianco Invisible Grey	Natural	750 X 1500 X 6
All Colours	Polished	750 X 1500 X 6
Azul Macaubas	Honed	750 X 1500 X 6
Delicato Bianco Invisible Grey	Natural	750 X 750 X 6
All Colours	Polished	750 X 750 X 6
Azul Macaubas	Honed	750 X 750 X 6



Step and skirting tiles are available, please see website for details.



Gem Stone

Leading the trend towards more expressive stones and marbles, Gem Stone offers designers a chance to express their individuality through the use of pattern and colour. With its dramatic ring-shaped formations, Gem Stone features Agate slabs in black, gold and blue, that add a pop of colour.

Displaying an almost hypnotising charm, Gem Stone also offers six Opal shades with a translucent surface and a delicate quartz pattern. Emerald Forest presents the most dramatic colour palette, displaying a turquoise finish with black and gold veins that rise through the surface of the stone.

Intense colours, a highly polished surface and a wide choice of formats, mean that this unique collection of precious stones is sure to add character and create a masterpiece within any interior space.

10 COLOURS | 4 SIZES | 1 FINISH | V4 VARIATION



Gem Stone Colours



Agate Nero



Emerald Forest



Precious Blue



Gold Agate


Gem Stone Colours



Blue Opal



Lilac Opal



Ice Opal




Rosa Opal

Gem Stone Colours



Silver Opal



Smoke Opal
























Gem Stone - Lilac, Rosa & Ice Opal

Gem Stone Sizes

COLOUR	FINISH	SIZE(MM)
All Colours	Polished	1500 X 3000 X 6
Blue Opal Emerald Forest Ice Opal Lilac Opal Rosa Opal Silver Opal Smoke Opal	Polished	1500 X 1500 X 6
Blue Opal Emerald Forest Ice Opal Lilac Opal Rosa Opal Silver Opal Smoke Opal	Polished	750 X 1500 X 6
Blue Opal Emerald Forest Ice Opal Lilac Opal Rosa Opal Silver Opal Smoke Opal	Polished	750 X 750 X 6



Step and skirting tiles are available, please see website for details.



Marvel

With a strong character and vibrant personality, Marvel takes inspiration from the World's most exquisite marbles. Our latest marble-effect range features ten striking marble styles and is available in four sizes.

Marvel is designed for both flooring and wall cladding, and can also be specified for a wide variety of applications including countertops, fireplaces and fabricated objects such as furniture and vanity units. Marvel provides a water-resistant surface that will never scratch or fade and demands none of the maintenance requirements encountered with conventional marble, and with each large format 1500 x 3000 mm slab offering 4.5 m² of surface area, creates minimal grout lines. Marvel is also offered with four graphical faces, forming an authentic and uninterrupted surface with warm veins continuing across each panel, ideal for luxurious wall cladding.

For a dramatic statement, Marvel also offers stunning bookmatched pairs in the Marmi Bianco and Marmo Orobico colourways. Available in 'Block A' and 'Block B' Polished marble surfaces and designed to create maximum impact these bookmatched tiles are offered in 1500 x 3000 mm format, ideal for use in hotel lobbies, stairwells and luxury bathrooms.

10 COLOURS | 4 SIZES | 2 FINISHES | V3 VARIATION



Marvel Colours



Breccia Tuscany

HONED



Marmi Bianco

NATURAL



Dark Emperor



Marmo Orobico


Marvel Colours

POLISHED



Persa Chiara

POLISHED



Persa Grigio



Marvel Colours

POLISHED



Crystal Quartz

POLISHED



Tiger Quartz

POLISHED



Smoky Quartz

POLISHED



Violet Quartz





Marvel - Crystal Quartz & Violet Quartz (wall)



Marvel - Crystal Quartz & Violet Quartz (wall)



Marvel - Smoky Quartz



Marvel - Tiger Quartz & Smoky Quartz (wall)









Marvel - Crystal Quartz (floor) & Tiger Quartz



Marvel - Dark Emperor





Marvel Sizes

COLOUR	FINISH	SIZE
Breccia Tuscany	Honed	1500 X 3000 X 6
Marmi Bianco	Natural	1500 X 3000 X 6
All Colours	Polished	1500 X 3000 X 6
Breccia Tuscany	Honed	1500 X 1500 X 6
Marmi Bianco	Natural	1500 X 1500 X 6
All Colours	Polished	1500 X 1500 X 6
Breccia Tuscany	Honed	750 X 1500 X 6
Marmi Bianco	Natural	750 X 1500 X 6
All Colours	Polished	750 X 1500 X 6
Breccia Tuscany	Honed	750 X 750 X 6
Marmi Bianco	Natural	750 X 750 X 6
All Colours	Polished	750 X 750 X 6



Step and skirting tiles are available, please see website for details.

Marvel - Persa Grigio





Marvel Bookmatched

For a dramatic statement, Marvel also offers stunning bookmatched pairs in the Marmi Bianco and Marmo Orobico colourways. Available in 'Block A' and 'Block B' Polished marble surfaces and designed to create maximum impact these bookmatched tiles are offered in 1500 x 3000 mm format, ideal for use in hotel lobbies, stairwells and luxury bathrooms.



Marmi Bianco Bookmatched



Marmo Orobico Bookmatched



Royal Stone

Welcome to Royal Stone, the most noble of porcelain stoneware, featuring seven distinct marble styles. With its innovative material, clean lines, and cool aesthetics Royal Stone is tailor-made for contemporary interiors and modern commercial spaces.

With each large format 1500 x 3000 mm slab offering 4.5 m² of surface area and requiring fewer grout lines, Royal Stone is perfect for installations that span across both floor and wall areas, creating a magnificent, continuous surface and dramatically increasing the impact of the space. Developed using the latest compaction technology, Royal Stone is available in eleven practical sizes, and can be specified for a wide variety of applications including walls, floors, countertops, fireplaces and fabricated objects such as furniture and vanity units.

Unlike natural marble, Royal Stone provides a virtually maintenance free and water-resistant surface that will not fade or show signs of wear. This makes it ideal for high-traffic areas such as office corridors and hotel reception areas, where Royal Stone's exquisite beauty can be enjoyed as a work of art.

7 COLOURS | 11 SIZES | 3 FINISHES | V2/V3 VARIATION | R9 NATURAL



Royal Stone Colours



Bianco Pentelico

NATURAL



Cappella

HONED



Brown Port



Elegant Marrone

HONED

Royal Stone Colours

STRUCTURED



Elegant Dune

HONED

POLISHED



Ottoman

HONED

POLISHED



Montana Grey

HONED



Royal Stone - Brown Port



Royal Stone - Elegant Marrone







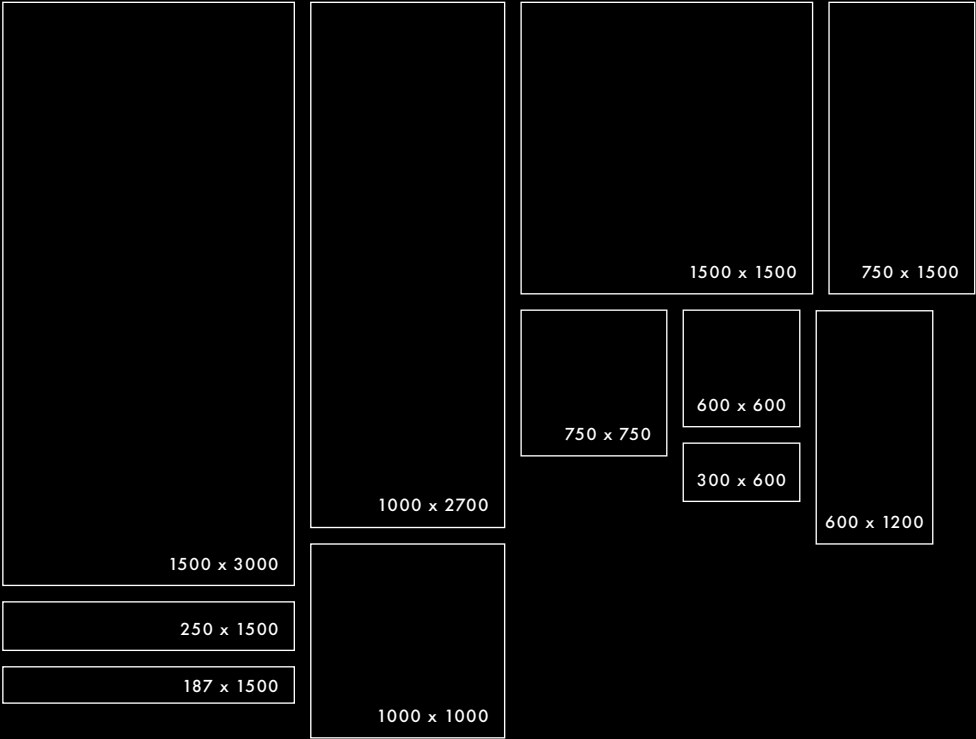






Royal Stone Sizes

COLOUR	FINISH	SIZE
Cappella Elegant Dune Elegant Marrone Montana Grey Ottoman	Honed	1500 X 3000 X 6
Bianco Pentelico	Natural	1500 X 3000 X 6
All Colours except Elegant Dune	Polished	1500 X 3000 X 6
Elegant Dune	Structured	1500 X 3000 X 6
Bianco Pentelico	Natural	1000 X 2700 X 6
Bianco Pentelico	Polished	1000 X 2700 X 6
Cappella Elegant Dune Elegant Marrone Montana Grey Ottoman	Honed	1500 X 1500 X 6
Bianco Pentelico	Natural	1500 X 1500 X 6
All Colours except Elegant Dune	Polished	1500 X 1500 X 6
Elegant Dune	Structured	1500 X 1500 X 6
Bianco Pentelico	Natural	1000 X 1000 X 6
Bianco Pentelico	Polished	1000 X 1000 X 6
Cappella Elegant Dune Elegant Marrone Montana Grey Ottoman	Honed	750 X 1500 X 6
Bianco Pentelico	Natural	750 X 1500 X 6
All Colours except Elegant Dune	Polished	750 X 1500 X 6
Elegant Dune	Structured	750 X 1500 X 6
Elegant Marrone Montana Grey	Honed	250 X 1500 X 6
Elegant Marrone Montana Grey	Polished	250 X 1500 X 6
Elegant Marrone Montana Grey	Honed	187 X 1500 X 6
Elegant Marrone Montana Grey	Polished	187 X 1500 X 6
Bianco Pentelico	Natural	600 X 1200 X 8
Bianco Pentelico	Polished	600 X 1200 X 8
Cappella Elegant Dune Elegant Marrone Montana Grey Ottoman	Honed	750 X 750 X 6
Bianco Pentelico	Natural	750 X 750 X 6
All Colours except Elegant Dune	Polished	750 X 750 X 6
Elegant Dune	Structured	750 X 750 X 6
Bianco Pentelico	Natural	600 X 600 X 8
Bianco Pentelico	Polished	600 X 600 X 8
Bianco Pentelico	Natural	300 X 600 X 8
Bianco Pentelico	Polished	300 X 600 X 8



Step and skirting tiles are available, please see website for details.

Calma

Alongside tone and surface texture, colour is the central design element when using concrete as a building material. Calma is a concrete-effect porcelain tile available in five dusty shades, including a pigmented charcoal. With eleven practical sizes including 1.5 x 3 metre slabs, Calma is offered in 6 mm thickness, making it a flexible and adaptable surface for a host of applicational needs.

For designers creating custom concrete interiors, Calma is completely waterproof, has anti-microbial properties and is resistant to extreme heat. This makes it the ideal material for countertops and work surfaces, but unlike standard concrete, Calma is practically maintenance free with its resistance to scratches and stains, and no requirement for sealant. Calma's authentic tones and textures make it ideal for contemporary schemes where the beauty of exposed materials is celebrated, combining a robust yet elegant surface with efficient and innovative design.

5 COLOURS | 10 SIZES | 4 FINISHES | V2/V3 VARIATION | R10 NATURAL | R11 GRIP, STRUCTURED



Calma Colours



Calma Colours



Gesso

STRUCTURED



Calma - Gesso



Calma - Nuvola with Inchiostro fabricated basin



Calma - Inchiostro floor







Calma Sizes

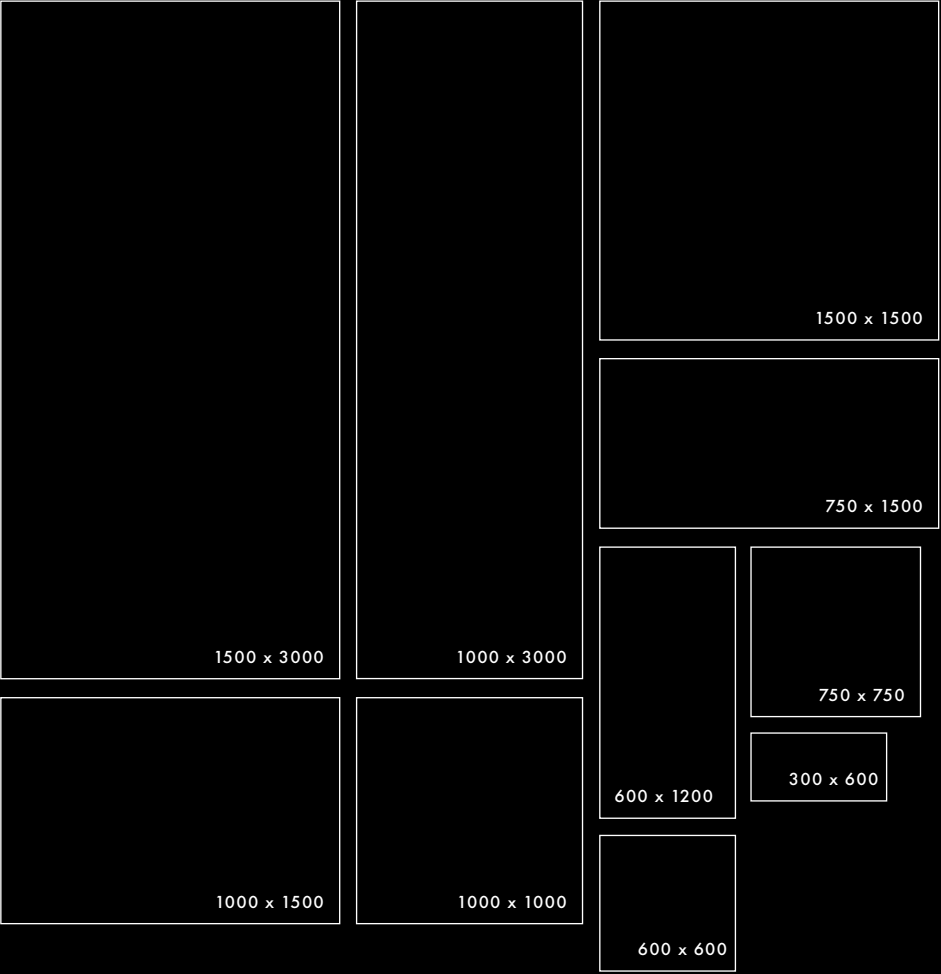
COLOUR	FINISH	SIZE (MM)
Caramello Ecrú Gesso Inchiostro Nuvola	Natural	1500 X 3000 X 6
Caramello Ecrú Gesso Inchiostro Nuvola	Natural	1000 X 3000 X 6
Caramello Ecrú Gesso Inchiostro Nuvola	Natural	1500 X 1500 X 6
Caramello Ecrú Gesso Inchiostro Nuvola	Natural	1000 X 1500 X 6
Caramello Ecrú Gesso Inchiostro Nuvola	Natural	1000 X 1000 X 6
Caramello Ecrú Gesso Inchiostro Nuvola	Natural	750 X 1500 X 6
Caramello Ecrú Gesso Inchiostro Nuvola	Honed	600 X 1200 X 9
Caramello Ecrú Gesso Inchiostro Nuvola	Natural	600 X 1200 X 9
Caramello Ecrú Gesso Inchiostro Nuvola	Structured	600 X 1200 X 9
Caramello Ecrú Gesso Inchiostro Nuvola	Grip	600 X 1200 X 20
Caramello Ecrú Gesso Inchiostro Nuvola	Natural	750 X 750 X 6
Caramello Ecrú Gesso Inchiostro Nuvola	Honed	600 X 600 X 9
Caramello Ecrú Gesso Inchiostro Nuvola	Natural	600 X 600 X 9
Caramello Ecrú Gesso Inchiostro Nuvola	Structured	600 X 600 X 9
Caramello Ecrú Gesso Inchiostro Nuvola	Grip	600 X 600 X 20
Caramello Ecrú Gesso Inchiostro Nuvola	Honed	300 X 600 X 9
Caramello Ecrú Gesso Inchiostro Nuvola	Natural	300 X 600 X 9
Caramello Ecrú Gesso Inchiostro Nuvola	Structured	300 X 600 X 9

Step and skirting tiles are available, please see website for details.





Calma Sizes







PORCELAIN TILES

North London Showroom
23 Temple Fortune Parade
Finchley Road
London NW11 0QS

South London Showroom
88 High Street Wimbledon
London SW19 5EG

020 3141 3337
enquiry@porcelaintiles.co.uk
porcelaintiles.co.uk

The information printed in this brochure is as accurate as possible at the time of printing, but should not be considered as legally binding. The company reserves the right to modify, change, or cancel the content of this brochure without prior notice. The technical details mentioned cancel and replace the ones reported previously and where dimensions or sizes are specified, they shall be deemed to be nominal. The images, colours and finishes featured are for illustrative purposes only and may feature products that are not currently available.
©Porcelain Tiles Ltd – All rights reserved. V.20.302